







ZERO
MILESTONE
OF
TENNESSEE



Current State of Program







Screw Sparta, I do this for Memphis!!





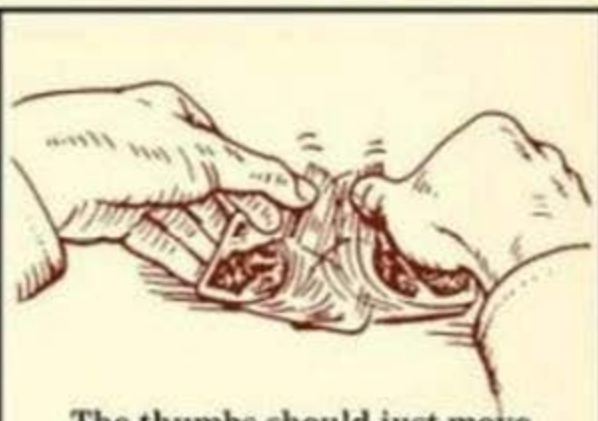
How to Shuffle a Deck of Cards



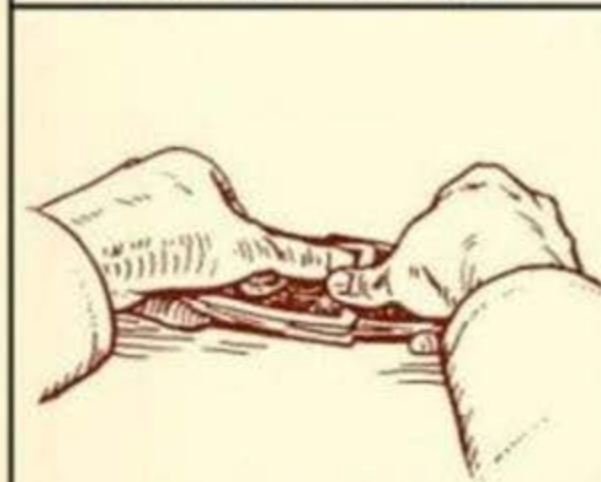
Rifle the deck halfway with your thumb to create two stacks.



Hold one stack in each hand with your thumbs on the top edges and your middle and ring fingers on the bottoms. Pull back the top of the stacks with your thumbs, creating a small bend in middle of the stacks.



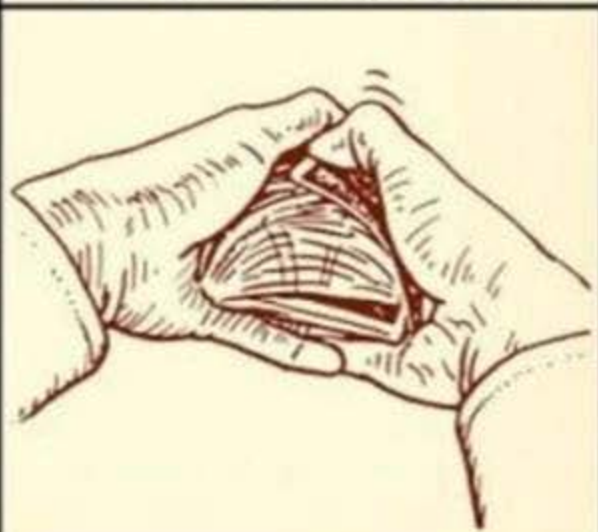
The thumbs should just move slowly up the top of the cards' edge, releasing the cards to shuffle them. Start off letting the cards shuffle on the table. When you get better, you can do the shuffle without the cards ever touching the table.



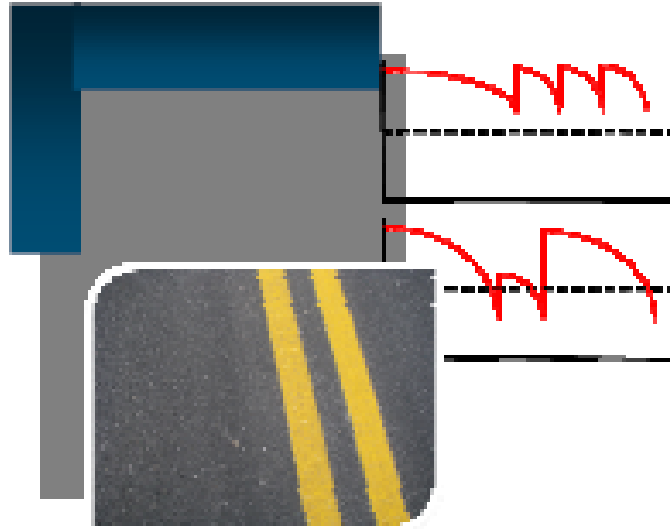
The cards are now shuffled. Finish with flair with a cascade. Place your thumbs firmly on the top card in the



Maintaining pressure with your thumbs, curl your index, middle, and ring fingers around the bottom edge of the two stacks and bend



Uncurl your fingers and



PAVEMENT MANAGEMENT PROGRAM

STANDARD OPERATING GUIDELINES



May 2013

